



FLOOR SCRUBBER

SHANGHAI ZHONGSHU INTELLIGENT
EQUIPMENT CO., LTD

ZSMART GROUP

📍 Building T1, No. 1, Lane 718, Chengshan Road, Pudong New Area, Shanghai



🌐 www.zsmartglobal.com



PROVIDING FULL-SCENARIO CLEANING SOLUTIONS

ZS450 WALK BEHIND FLOOR SCRUBBER

ZS450手推式洗地机



Large sewage tank cover, easy maintenance
大开口污水箱盖, 保养简便

Button panel, easy to learn.
按键面板, 简单易学

Compact size, easy to navigate narrow spaces
体型小巧, 狭窄空间易穿梭

Ultra-quiet, for sound-sensitive places.
超静音, 适声敏环境

- AUTO FAULT DETECT & ALARM, EASIER MAINTENANCE.
- ERGONOMIC HANDRAIL, EASY & COMFY TO USE.

- 自动故障检测报警, 维护简单
- 人体工学扶手, 操控舒适


1080X500X1000mm Overall Dimension	100kg Net Weight	800W Total Power	3.0L/Min Water Flow
450mm Cleaning Width	1800M²/H Cleaning Efficiency	380W Brush Motor	420W Water Squagee Motor
2XDC12V/80AH/3HR Battery	700mm Water Squagee Width	6 - 8 H Charging Time	≈2.5H Working Time
36L Clean Water Tank Capacity	40L Sewage Tank Capacity	15kg Brush Pressure	

FITS VARIOUS FLOOR SURFACES.

适配多种地面材质。

IDEAL FOR HOSPITALS, FACTORIES, LOGISTICS CENTERS, SUPERMARKETS, HOTELS, HIGH-SPEED RAILWAYSTATIONS, AIRPORTS AND OTHER PLACES.

适用于医院、工厂、物流中心、超市、酒店、高铁站、机场等场所。



ZS510 WALK BEHIND FLOOR SCRUBBER

ZS510手推式洗地机



Compact size, easy to navigate narrow spaces
体型小巧, 狭窄空间易穿梭

Auto fault detect, easy maintenance.
故障自检测报警, 维护简单

Dual inlets, for various places
双注水口, 适配多场所

Sealed motor, good suction.
密封静音吸水电机, 吸水高效

- LARGE TANK COVER, EASY MAINTENANCE
- BUTTON PANEL, EASY TO LEARN
- ULTRA-QUIET, FOR QUIET PLACES
- ERGONOMIC HANDRAIL, EASY & COMFY

- 大开口污水箱盖, 保养简便
- 按键面板, 简单易学
- 超静音, 适声敏环境
- 人体工学扶手, 操控舒适

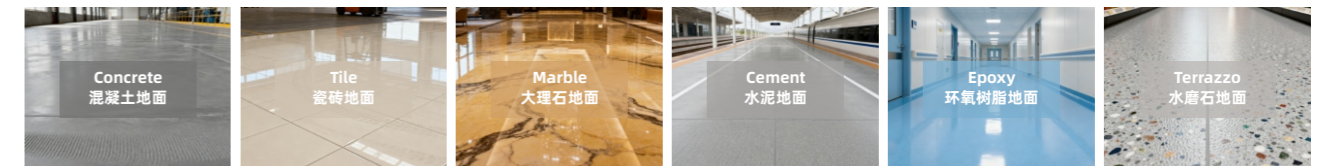
1260X550X1050mm Overall Dimension	140kg/160kg Net Weight/Cross Weight	1000W Total Power	3.0L/Min Water Flow
510mm Cleaning Width	2000M²/H Cleaning Efficiency	550W Brush Motor	450W Water Squagee Motor
2XDC12V/100AH/3HR Battery	820mm Water Squagee Width	6 - 8 H Charging Time	≈3.5H Working Time
50L Clean Water Tank Capacity	60L Sewage Tank Capacity	28kg Brush Pressure	

FITS VARIOUS FLOOR SURFACES.

适配多种地面材质。

IDEAL FOR HOSPITALS, FACTORIES, LOGISTICS CENTERS, SUPERMARKETS, HOTELS, HIGH-SPEED RAILWAYSTATIONS, AIRPORTS AND OTHER PLACES.

适用于医院、工厂、物流中心、超市、酒店、高铁站、机场等场所。



ZS510Z SELF-PROPELLED WALK BEHIND FLOOR SCRUBBER

ZS510Z 自走手推式洗地机



- LARGE SEWAGE COVER, EASY MAINTENANCE
- BUTTON PANEL, EASY TO LEARN
- AUTO FAULT ALARM, EASY MAINTENANCE
- QUIET MOTOR, STRONG SUCTION
- ERGONOMIC HANDLE, EASY AND COMFY
- HIGH-TORQUE REAR DRIVE, STRONG CLIMBING

- 大口径污水箱盖，保养简便
- 按键操作面板，简单易学
- 整机故障自检测报警，维护简单
- 静音吸水电机，吸水强
- 人体工学扶手，操控方便舒适
- 大扭矩后驱，爬坡能力强

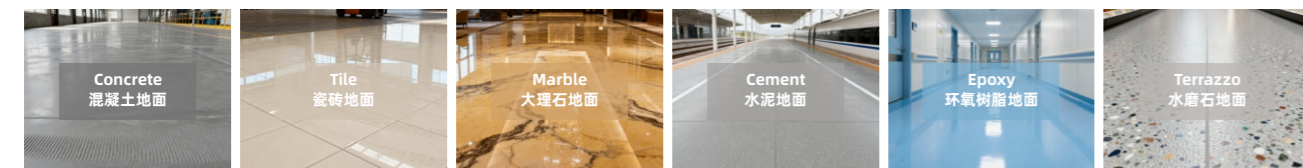
1260X550X1050mm Overall Dimension	150kg/170kg Net Weight/Cross Weight	1300W Total Power	3.0L/Min Water Flow
510mm Cleaning Width	2000M²/H Cleaning Efficiency	550W Brush Motor	450W Water Suction Motor
2XDC12V/100AH/3HR Battery	820mm Water Suction Width	6 - 8H Charging Time	~3H Working Time
50L Clean Water Tank Capacity	60L Sewage Tank Capacity	28kg Brush Pressure	300W Drive Motor

FITS VARIOUS FLOOR SURFACES.

适配多种地面材质。

IDEAL FOR HOSPITALS, FACTORIES, LOGISTICS CENTERS, SUPERMARKETS, HOTELS, HIGH-SPEED RAILWAYSTATIONS, AIRPORTS AND OTHER PLACES.

适用于医院、工厂、物流中心、超市、酒店、高铁站、机场等场所。



ZS560 RIDE-ON FLOOR SCRUBBER

ZS560 驾驶式洗地机



- BUTTON PANEL, SIMPLE TO LEARN
- HIGH-POWER LED, EASY NIGHT WORK
- AUTO FAULT DETECT & ALARM, EASY MAINTENANCE
- SQUEEGEE LIFTED, REVERSE TO BE PROTECTED

- 按键面板，简单易学
- 大功率 LED 灯，夜间作业自如
- 整机故障自检测报警，维护简单
- 吸水扒提升后倒车，保护吸水扒

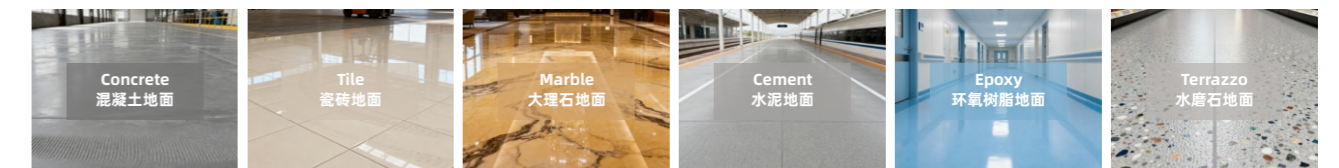
1230X660X1020mm Overall Dimension	200kg/225kg Net Weight/Cross Weight	500W Drive Motor	450W Water SquageeMotor
70L Clean Water Tank Capacity	75L Sewage Tank Capacity	550W Brush Motor	560mm Cleaning Width
2XDC12V/100AH/3HR Battery	820mm Water Squagee Width	6 - 8H Charging Time	~3.5H Working Time
3200M²/H Cleaning Efficiency			

FITS VARIOUS FLOOR SURFACES.

适配多种地面材质。

IDEAL FOR HOSPITALS, FACTORIES, LOGISTICS CENTERS, SUPERMARKETS, HOTELS, HIGH-SPEED RAILWAYSTATIONS, AIRPORTS AND OTHER PLACES.

适用于医院、工厂、物流中心、超市、酒店、高铁站、机场等场所。



ZS710 RIDE-ON ER FLOOR SCRUBBER

ZS710 驾驶式洗地机



- BUTTON PANEL, SIMPLE TO LEARN
- ULTRA - QUIET, FOR QUIET PLACES
- HIGH - POWER LED, EASY NIGHT WORK
- AUTO FAULT DETECT, EASY MAINTENANCE

- 按键面板, 简单易学
- 超静音, 适声敏环境
- 大功率 LED, 夜间作业自如
- 故障自检测报警, 维护简单

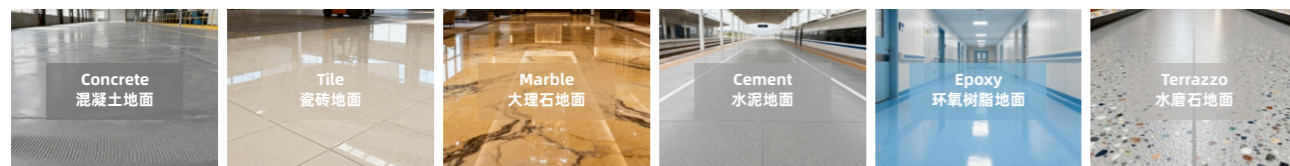
1230X740X1020mm Overall Dimension	230kg/260kg Net Weight/Cross Weight	500W Drive Motor	450W Water Squeegee Motor
70L Clean Water Tank Capacity	75L Sewage Tank Capacity	2X380W Brush Motor	710mm Cleaning Width
2XDC12V/120AH/3HR Battery	930mm Water Squeegee Width	6 - 8 H Charging Time	≈3.5H Working Time
4000M²/H Cleaning Efficiency			

FITS VARIOUS FLOOR SURFACES.

适配多种地面材质。

IDEAL FOR HOSPITALS, FACTORIES, LOGISTICS CENTERS, SUPERMARKETS, HOTELS, HIGH-SPEED RAILWAYSTATIONS, AIRPORTS AND OTHER PLACES.

适用于医院、工厂、物流中心、超市、酒店、高铁站、机场等场所。



ZS810 RIDE-ON FLOOR SCRUBBER

ZS810 驾驶式洗地机



- HIGH-POWER LED LIGHTS, EASY NIGHT WORK
- AUTO FAULT DETECTION & ALARM, EASIER MAINTENANCE
- STOP-REVERSE DELAY, SQUEEGEE AUTO-LIFT FOR DURABILITY
- HIGH-TORQUE FRONT DRIVE, STRONG CLIMBING & VERSATILE

- 大功率 LED 灯, 夜间作业自如
- 故障自检报警, 维护更简单
- 停机倒车延时, 水扒自动升降更耐用
- 大扭矩前驱, 爬坡强适配广

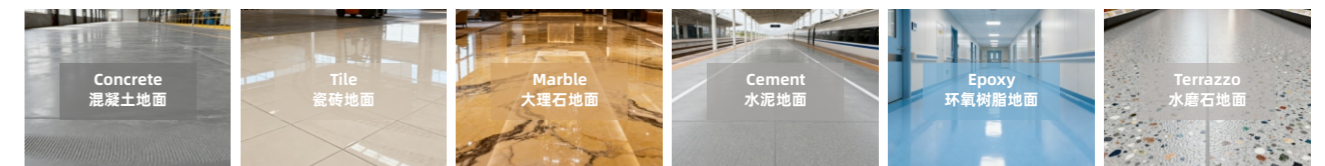
1450X830X1220mm Overall Dimension	300kg/340kg Net Weight/Cross Weight	650W Drive Motor	600W Water Squeegee Motor
100L Clean Water Tank Capacity	110L Sewage Tank Capacity	2X500W Brush Motor	810mm Cleaning Width
3XDC36V/150AH/3HR Battery	810mm Water Suction Width	8-10H Charging Time	≈4H Working Time
4800m² Cleaning Efficiency			

FITS VARIOUS FLOOR SURFACES.

适配多种地面材质。

IDEAL FOR HOSPITALS, FACTORIES, LOGISTICS CENTERS, SUPERMARKETS, HOTELS, HIGH-SPEED RAILWAYSTATIONS, AIRPORTS AND OTHER PLACES.

适用于医院、工厂、物流中心、超市、酒店、高铁站、机场等场所。



ZS850 RIDE-ON SWEEPER FLOOR SCRUBBER

ZS850 驾驶式洗扫一体机



- ULTRA-QUIET, FOR SOUND-SENSITIVE AREAS
- HIGH-POWER LED, EASY NIGHT OPERATION
- AUTO FAULT DETECT & ALARM, EASY MAINTENANCE
- ONE-BUTTON SOFT START, OVERCURRENT PROTECTION
- SQUEEGEE LIFT ON STOP & REVERSE
- FRONT-DRIVE, SMALL TURNING RADIUS, STRONG CLIMBING

- 超静音，适声敏环境
- 大功率 LED 灯，夜间作业自如
- 整机故障自检测报警，易维护
- 一键软启动，过流短路保护
- 停机倒车延时，吸水扒自动升
- 前驱设计，转弯半径小，爬坡强


1600X940X1320mm Overall Dimension	390kg/430kg Net Weight/Cross Weight	600W Water Squeegee Motor	2X500W Roller Motor
120L Clean Water Tank Capacity	140L Sewage Tank Capacity	750W Drive Motor	850mm Cleaning Width
4XDC60V/200AH/3HR Battery	1100mm Water Squeegee Width	6 - 8H Charging Time	0 - 100kg Roller Pressure
5300M²/H Cleaning Efficiency			

FITS VARIOUS FLOOR SURFACES.

适配多种地面材质。

IDEAL FOR HOSPITALS, FACTORIES, LOGISTICS CENTERS, SUPERMARKETS, HOTELS, HIGH-SPEED RAILWAYSTATIONS, AIRPORTS AND OTHER PLACES.

适用于医院、工厂、物流中心、超市、酒店、高铁站、机场等场所。



ZS860H RIDE-ON FLOOR SCRUBBER

ZS860H 驾驶式洗地机



- ULTRA-QUIET DESIGN, FOR NOISE-SENSITIVE AREAS
- HIGH-POWER LED LIGHTS, EASY NIGHT OPERATION
- AUTO FAULT DETECTION & ALARM, EASIER MAINTENANCE
- ONE-KEY SOFT START, DIGITAL MOTOR PROTECTION
- STOP-REVERSE DELAY, SQUEEGEE AUTO-LIFT FOR DURABILITY

- 超静音设计，适声音敏感环境
- 大功率 LED 照明，夜间作业自如
- 故障自检报警，让维护更简单
- 一键软启动，数字化电机保护
- 停机倒车延时，水扒自动提升


1600X900X1320mm Overall Dimension	390kg/430kg Net Weight/Cross Weight	1220W Drive Motor	600W Water Suction Motor
120L Clean Water Tank Capacity	140L Sewage Tank Capacity	2X550W Brush Motor	860mm Cleaning Width
4XDC60V/200AH/3HR Battery	1220mm Water Suction Width	6-8H Charging Time	~4.5H Working Time
5500M² Cleaning Efficiency			

FITS VARIOUS FLOOR SURFACES.

适配多种地面材质。

IDEAL FOR HOSPITALS, FACTORIES, LOGISTICS CENTERS, SUPERMARKETS, HOTELS, HIGH-SPEED RAILWAYSTATIONS, AIRPORTS AND OTHER PLACES.

适用于医院、工厂、物流中心、超市、酒店、高铁站、机场等场所。



ZS910 RIDE-ON FLOOR SCRUBBER

ZS910 驾驶式洗地机



- ULTRA-QUIET FOR SOUND-SENSITIVE AREAS
- HIGH-POWER LED, EASY NIGHT WORK
- ONE-BUTTON START, OVERCURRENT PROTECTION
- HIGH-TORQUE BRUSH DRIVE, SMALL RADIUS, STRONG CLIMB
- 超静音, 适声敏环境
- 大功率 LED, 夜间作业自如
- 一键软启动, 数字化过流及电机短路保护
- 大扭矩刷盘, 转弯爬坡能力强

1600X930X1450mm Overall Dimension	410kg/450kg Net Weight/Cross Weight	750W Drive Motor	600W Water Squeegee Motor
160L Clean Water Tank Capacity	180L Sewage Tank Capacity	2X550W Roller Motor	910mm Cleaning Width
4XDC60V/200AH/3HR Battery	1220mm Water Squeegee Width	6-8H Charging Time	≈4.5H Working Time
6000M²/H Cleaning Efficiency			

FITS VARIOUS FLOOR SURFACES.

适配多种地面材质。

IDEAL FOR HOSPITALS, FACTORIES, LOGISTICS CENTERS, SUPERMARKETS, HOTELS, HIGH-SPEED RAILWAYSTATIONS, AIRPORTS AND OTHER PLACES.

适用于医院、工厂、物流中心、超市、酒店、高铁站、机场等场所。

